



District Report Card: 2017


State: Bihar	District: Darbhanga
Class: 8	Subject: Mathematics
Schools: 51	Students: 1138


Participation/Coverage


Students

<div>GENDER</div> <div></div>	Boys				Girls			
	Number		%		Number		%	
	510		44.82		628		55.18	

<div>AREA</div> <div></div>	Rural				Urban			
	Number		%		Number		%	
	1021		89.72		117		10.28	

<div>CATEGORY</div> <div></div>	SC		ST		OBC		GEN	
	Number	%	Number	%	Number	%	Number	%
	169	14.85	3	0.26	693	60.90	273	23.99

<div>CWSN</div> <div></div>	LD	VI	HI	S&LD	ID	Oth
	0	2	1	1	2	1

<div>Management</div> <div></div>	Government			Government-aided		
	Number		%	Number		%
	1138		100.00	0		0.00

Average Performance of Students in Mathematics (%)

Overall	Gender		Area		Management		Social Group			
	Male	Female	Rural	Urban	Govt.	Aided	SC	ST	OBC	GEN
37.60	38.35	37.00	38.09	33.39	37.60	0.00	35.23	44.44	37.97	38.07

Performance on Learning Outcomes (LOs)

Learning Outcomes	Description	Average Performance(%)
M601	Solves problems involving large numbers by applying appropriate operations	36.87
M606	Solves problems on daily life situations involving addition and subtraction of fractions / decimals	51.80
M620	Finds out the perimeter and area of rectangular objects in the surroundings like floor of the class room, surfaces of a chalk box etc.	41.79
M621	Arranges given/collected information in the form of table, pictograph and bar graph and interprets them	39.03
M702	Interprets the division and multiplication of fractions	38.75
M705	Solves problems related to daily life situations involving rational numbers	36.64
M706	Uses exponential form of numbers to simplify problems involving multiplication and division of large numbers	28.35
M707	Adds/subtracts algebraic expressions	51.23
M710	Solves problems related to conversion of percentage to fraction and decimal and vice versa	30.24
M717	Finds out approximate area of closed shapes by using unit square grid/graph sheet	28.78
M719	Finds various representative values for simple data from her/his daily life contexts like mean, median and mode	48.82
M721	Interprets data using bar graph	44.67
M801	Generalizes properties of addition, subtraction, multiplication and division of rational numbers through patterns	31.10
M802	Finds rational numbers between two given rational numbers	35.57
M803	Proves divisibility rules of 2, 3, 4, 5, 6, 9 and 11	45.32
M804	Finds squares, cubes, square roots and cube roots of numbers using different methods	41.07
M808	Uses various algebraic identities in solving problems of daily life	27.32
M812	Verifies properties of parallelogram and establishes the relationship between them through reasoning	29.52
M818	Finds surface area and volume of cuboidal and cylindrical object	15.29
M819	Draws and interprets bar charts and pie charts	30.32

Range of Performance of Students who Answered Correctly							
Below 30%		30% - 50%		50% - 75%		Above 75%	
Number	%	Number	%	Number	%	Number	%
484	42.53	327	28.73	272	23.90	55	4.83

Lowest Performing Learning Outcomes (LOs)

- 1 - Finds surface area and volume of cuboidal and cylindrical object (15.29)
- 2 - Uses various algebraic identities in solving problems of daily life (27.32)
- 3 - Uses exponential form of numbers to simplify problems involving multiplication and division of large numbers (28.35)

4 - Finds out approximate area of closed shapes by using unit square grid/graph sheet (28.78)

5 - Verifies properties of parallelogram and establishes the relationship between them through reasoning (29.52)